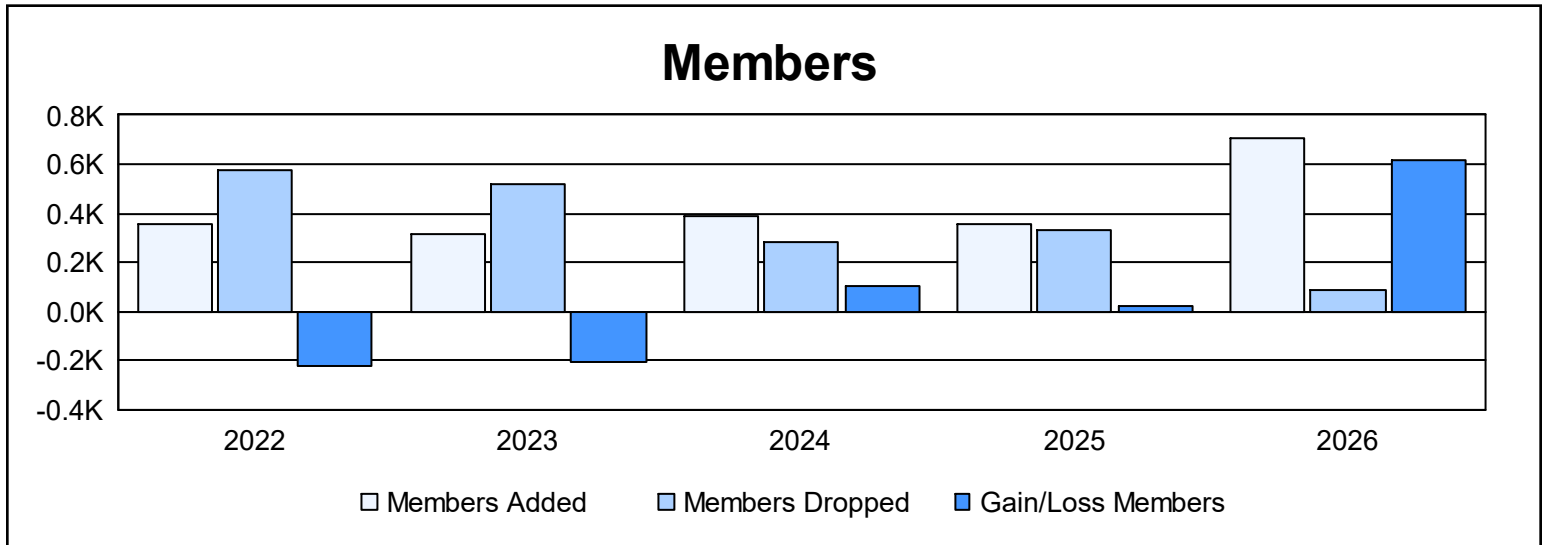
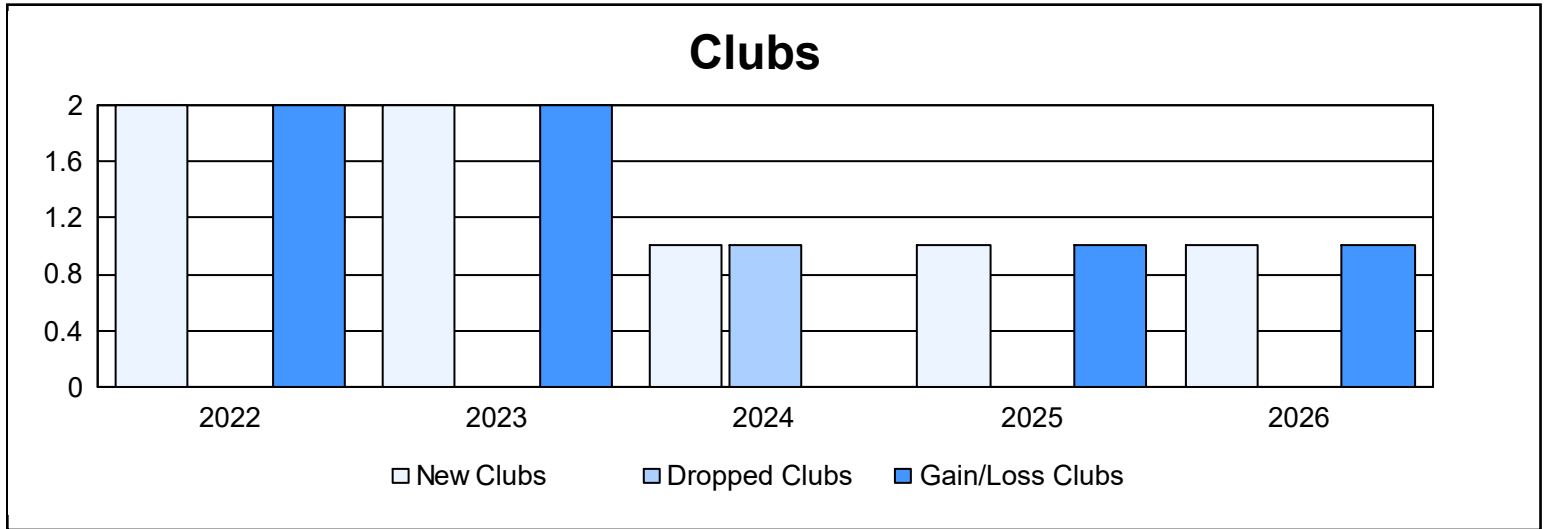
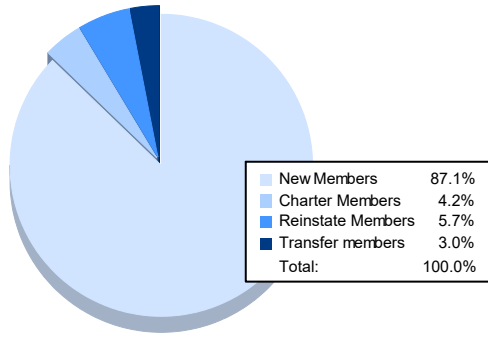


Year	New Clubs	Dropped Clubs	Gain/ Loss Clubs	New Members	Charter Members	Reinstate Members	Transfer Members	Total Member Added	Total Members Dropped	Gain/ Loss Members
2021-2022	2	0	2	223	79	28	26	356	575	-219
2022-2023	2	0	2	208	72	18	16	314	518	-204
2023-2024	1	1	0	303	37	32	14	386	282	104
2024-2025	1	0	1	283	41	11	20	355	334	21
2025-2026	1	0	1	616	30	40	21	707	89	618
<b>Average</b>	<b>1</b>	<b>0</b>	<b>1</b>	<b>327</b>	<b>52</b>	<b>26</b>	<b>19</b>	<b>424</b>	<b>360</b>	<b>64</b>



### Membership Composition April 2026 Cumulative



### Gender Composition April 2026 Cumulative

